

EPIGAP Optronik GmbH

Koepenicker Str. 325b
 D-12555 Berlin
 Fon: +49 (0)30 657637 60
 Fax: +49 (0)30 657637 70
 sales@epigap-optronic.de



Data Sheet

page 1 of 3

High Power LED

EOLS-760-227

Rev. 02, 2016

Radiation	Type	Case
Infrared	AlGaAs	SMD 6046 (2418), ceramics

Thermal pad electrical not connected

Marking

Description:

- size: 6.0(L) x 4.6(W) x 4.3(H) mm
- high pulse current up to 1000 mA
- with lens, view angle 20°
- soldering pads: gold plated; only for reflow soldering
- marking at anode

Maximum Ratings

T_{amb} = 25°C, unless otherwise specified

Parameter	Test conditions	Symbol	Value	Unit
Forward current		I _F	500	mA
Peak forward current	t _p ≤ 100 μs, τ = 1:10	I _{FM}	1000	mA
Reverse voltage		V _R	5	V
Thermal resistance		R _{th_JA}	5	K/W
Operating temperature range		T _{amb}	-40 to +85	°C
Storage temperature range		T _{stg}	-40 to +85	°C

Electrostatic discharge classification (MIL-STD-883) - class 1

Optical and Electrical Characteristics

T_{amb} = 25°C, unless otherwise specified

Parameter	Symbol	Conditions	Min	typ	max	Unit
Forward voltage	V _F	I _F = 350 mA		1.7	2.0	V
Radiant intensity	Φ _e	I _F = 350 mA		44		mW
Radiant intensity	I _e	I _F = 350 mA	70	160		mW/sr
Peak wavelength	λ _p	I _F = 350 mA	750	760	770	nm
FWHM	Δλ _{0,5}	I _F = 350 mA		29	50	nm
Reverse current	I _R	I _R = 5 V			100	μA



We reserve the right to make changes to improve technical design and may do so without further notice. Parameters can vary in different applications. All operating parameters must be validated for each customer application by the customer.

EPIGAP Optronic GmbH

Koepenicker Str. 325b

D-12555 Berlin

Fon: +49 (0)30 657637 60

Fax: +49 (0)30 657637 70

sales@epigap-optronic.de



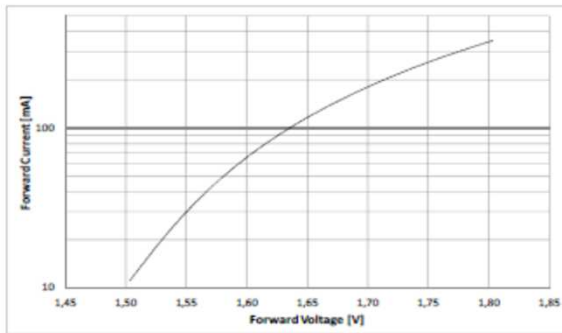
Data Sheet

High Power LED

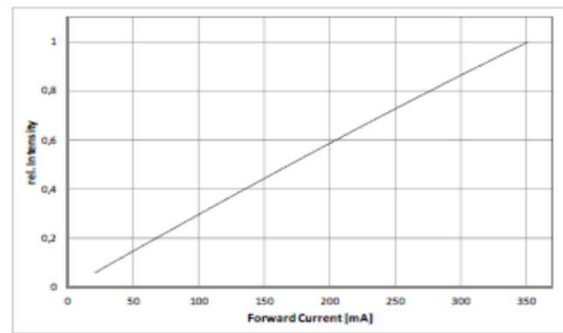
EOLS-760-227

page 2 of 3

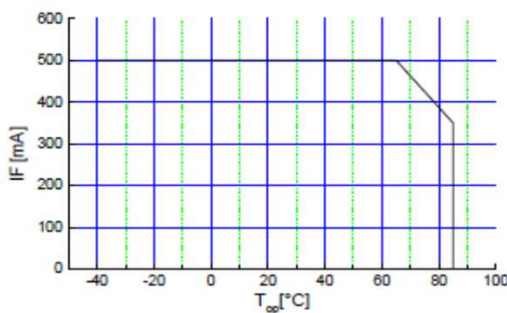
Rev. 02, 2016



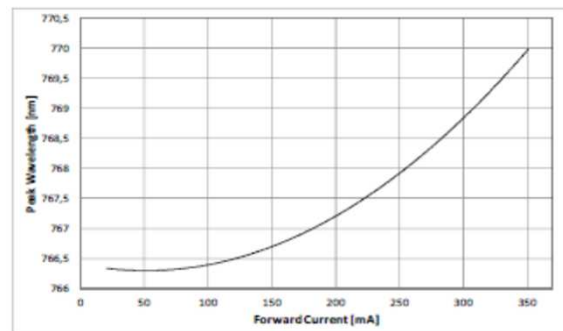
Forward Current vs. Forward Voltage
Flussstrom über Flussspannung



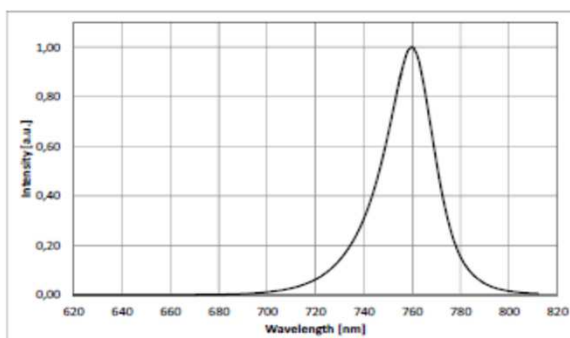
Intensity vs. Forward Current
Strahlstärke über Flussstrom



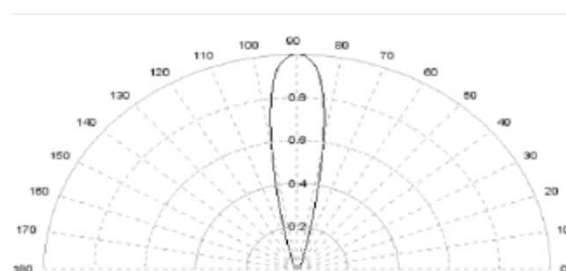
Max. Forward Current vs. Ambient Temperature
Max. Flussstrom über Umgebungstemperatur



Forward Current vs. Shift Peak Wavelength
Flussstrom gegen Verschiebung der Wellenlänge



Spectrum @ 350mA
Spektrum



View Angle
Abstrahlung



We reserve the right to make changes to improve technical design and may do so without further notice. Parameters can vary in different applications. All operating parameters must be validated for each customer application by the customer.

EPIGAP Optronik GmbH

Koepenicker Str. 325b
D-12555 Berlin
Fon: +49 (0)30 657637 60
Fax: +49 (0)30 657637 70
sales@epigap-optronic.de



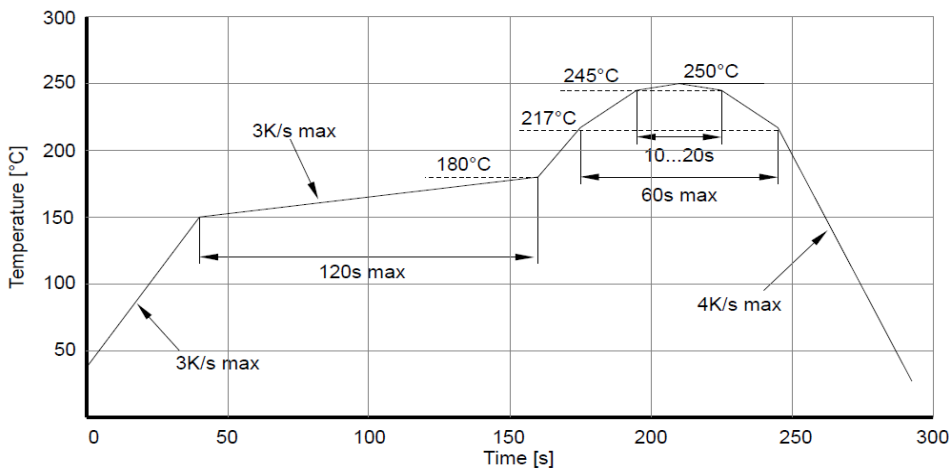
Data Sheet

page 3 of 3

High Power LED

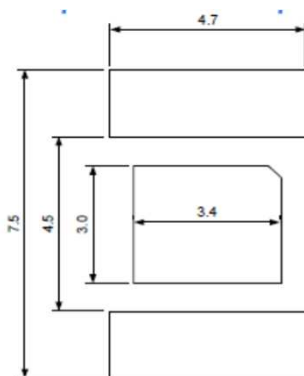
EOLS-760-227

Rev. 02, 2016



IR reflow soldering
profile for lead free
soldering

IR Reflow
Lötprozess für
bleifreies Lot



Recommended soldering pad

Thermal pad needs to be connected to a heat sink
with less than 10K/W thermal resistance.

Art. No. 133 155



We reserve the right to make changes to improve technical design and may do so without further notice. Parameters can vary in different applications. All operating parameters must be validated for each customer application by the customer.