

EPIGAP Optronik GmbH

Koepenicker Str. 325
 D-12555 Berlin
 Fon: +49 (0)30 657637 60
 Fax: +49 (0)30 657637 70
 sales@epigap-optronic.de



Data Sheet

page 1 of 3

High Power LED

EOLS-630-227

Rev. 04, 2020

Radiation	Type	Case
Red	AllnGaP/GaAs	SMD 6046 (2418), ceramics

<p style="text-align: center;">All dimensions in mm</p>	<p style="text-align: center;">Description:</p> <ul style="list-style-type: none"> - size: 6.0(L) x 4.6(W) x 4.3(H) mm - high pulse current up to 1000 mA - with lens, view angle 20° - soldering pads: gold plated; only for reflow soldering - marking at anode
---	---

Maximum Ratings

T_{amb} = 25°C, unless otherwise specified

Parameter	Test conditions	Symbol	Value	Unit
Forward current		I _F	700	mA
Peak forward current	t _p ≤ 100 μs, τ=1:10	I _{FM}	1000	mA
Reverse voltage		V _R	5	V
Thermal resistance		R _{th_JA}	5	K/W
Operating temperature range		T _{amb}	-40 to +85	°C
Storage temperature range		T _{stg}	-40 to +85	°C

Electrostatic discharge classification (MIL-STD-883) - class 1

Optical and Electrical Characteristics

T_{amb} = 25°C, unless otherwise specified

Parameter	Symbol	Conditions	Min	typ	max	Unit
Forward voltage	V _F	I _F = 350 mA		2.15	3.0	V
Radiant power*	Φ _e	I _F = 350 mA		185		mW
Radiant intensity*	I _e	I _F = 350 mA		430		mW/sr
Peak wavelength	λ _p	I _F = 350 mA	620	630	640	nm
FWHM	Δλ _{0,5}	I _F = 350 mA		16		nm
Reverse current	I _R	I _R = 5 V			100	μA

*measured on star board



We reserve the right to make changes to improve technical design and may do so without further notice. Parameters can vary in different applications. All operating parameters must be validated for each customer application by the customer.

EPIGAP Optronik GmbH

Koepenicker Str. 325
D-12555 Berlin
Fon: +49 (0)30 657637 60
Fax: +49 (0)30 657637 70
sales@epigap-optronic.de

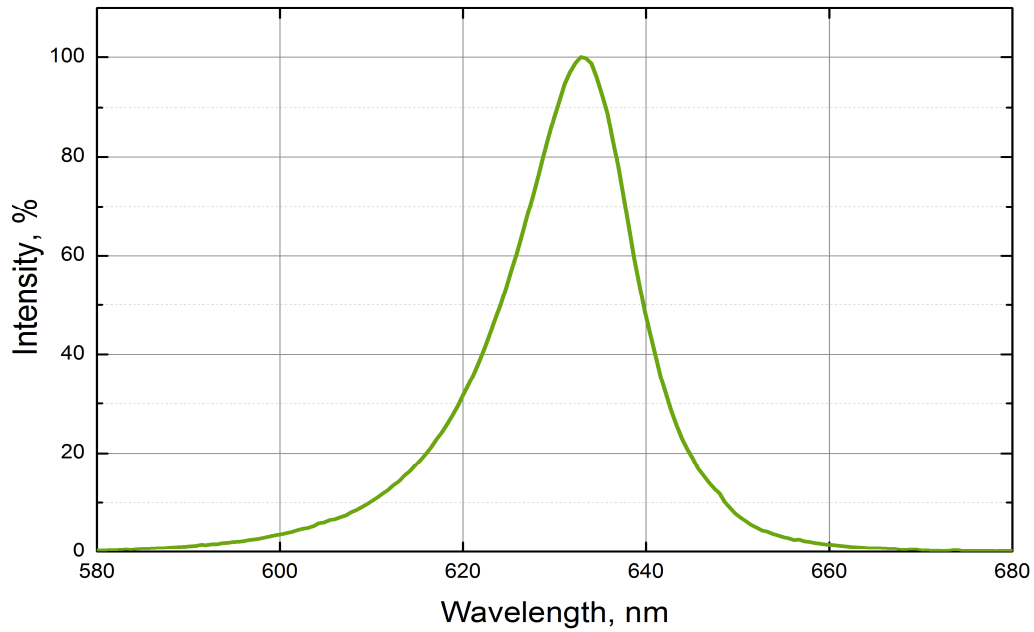


Data Sheet

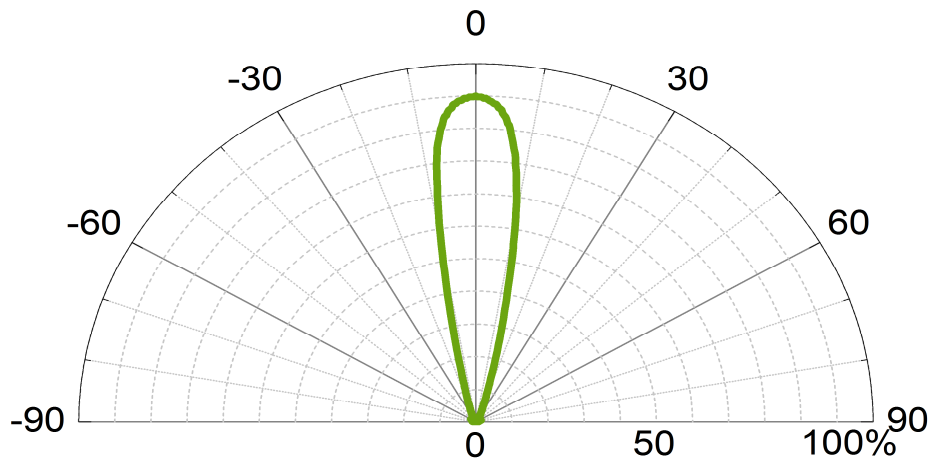
High Power LED

EOLS-630-227

page 2 of 3
Rev. 04, 2020



Typical radiation spectrum at 350 mA



Radiation pattern

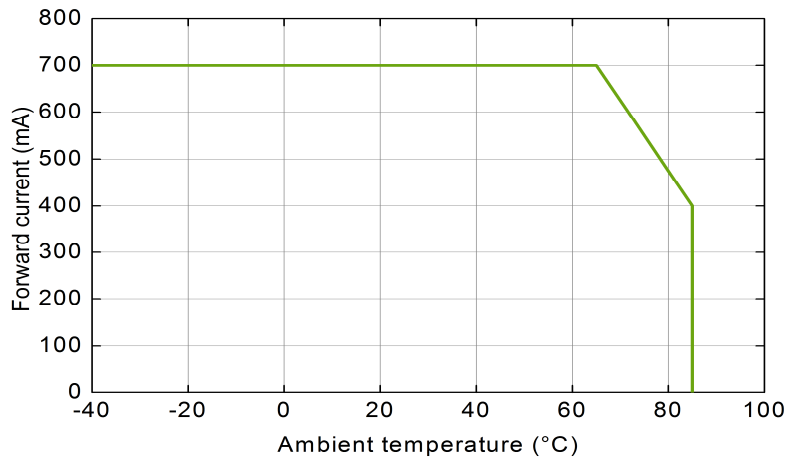


We reserve the right to make changes to improve technical design and may do so without further notice. Parameters can vary in different applications. All operating parameters must be validated for each customer application by the customer.

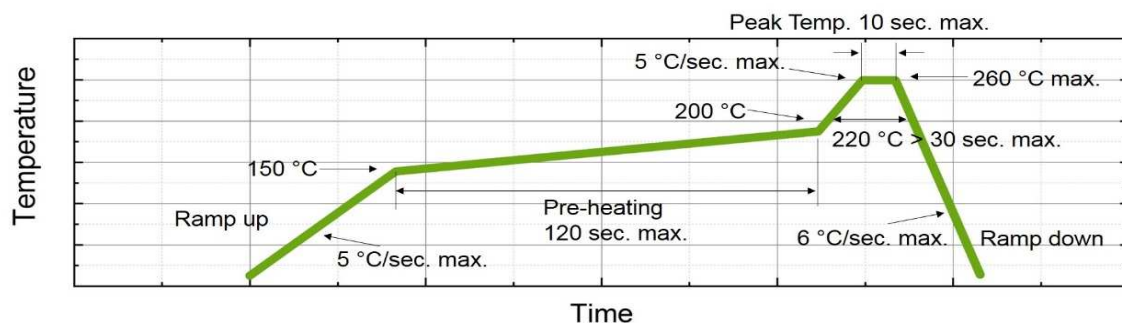
Data Sheet

High Power LED

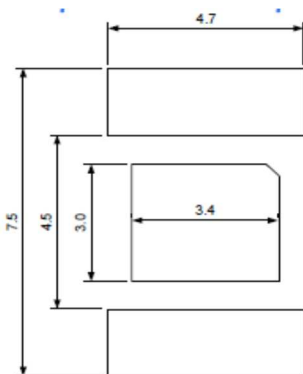
EOLS-630-227



Max. forward current vs. ambient temperature



Recommended reflow soldering profile



Recommended soldering pad

Thermal pad needs to be connected to a heat sink with less than 10 K/W thermal resistance.

Art. No. 133 167

